

DRAFT

**Texas General Land Office
CDBG-MIT Method of
Distribution (MOD)
Application
from**

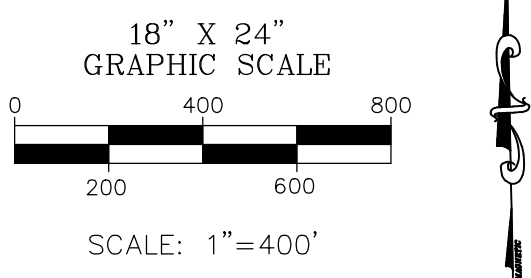
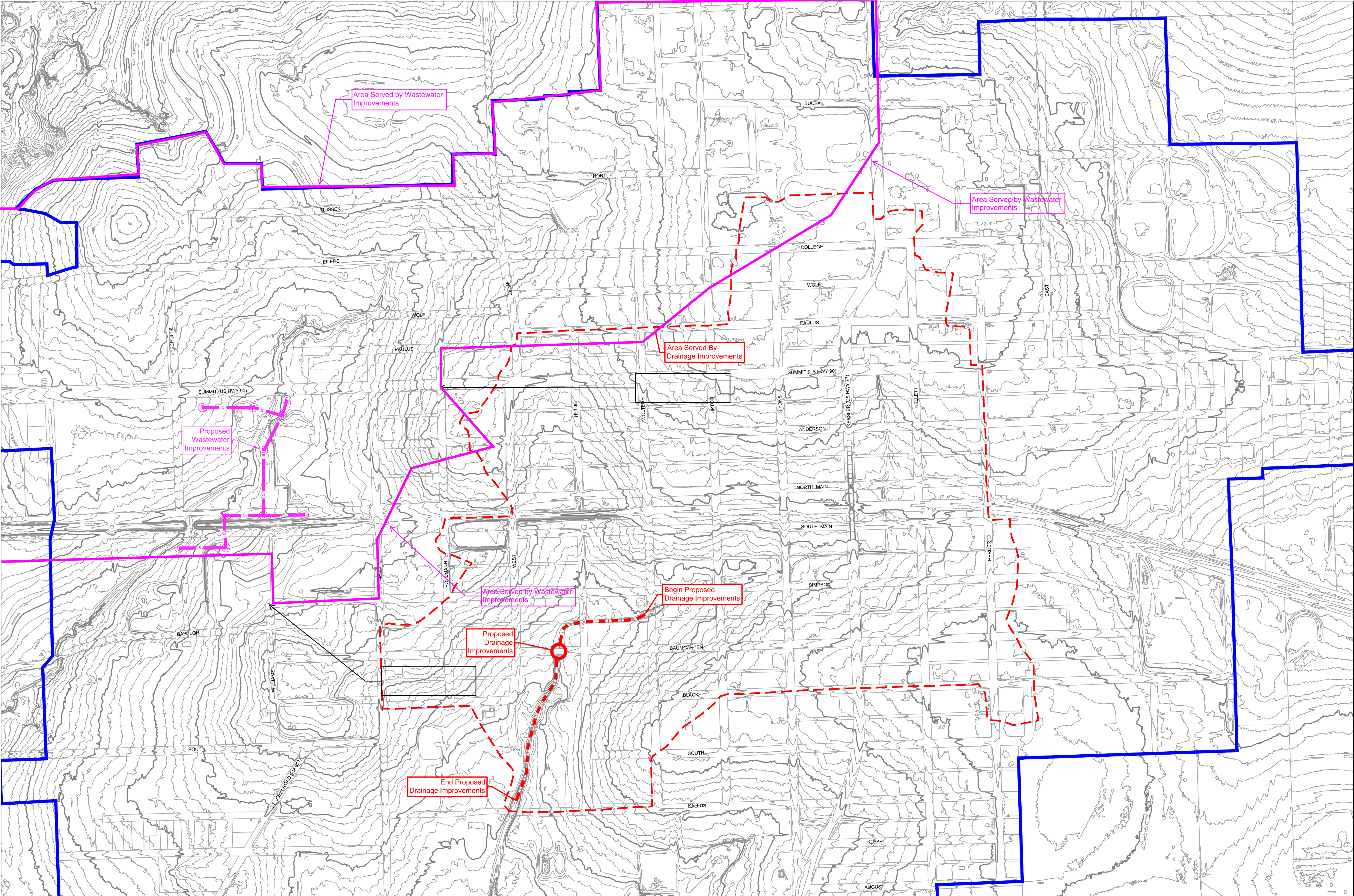
City of Schulenburg

DRAFT

PUBLIC NOTICE
City of Schulenburg
COMMUNITY DEVELOPMENT BLOCK GRANT PROGRAM
TEXAS GENERAL LAND OFFICE
2022 METHOD OF DISTRIBUTION (MOD) APPLICATION
November 7, 2023

The City of Schulenburg is giving notice of the City's intent to submit a Community Development Block Grant Program Application(s) aimed at supporting community mitigation efforts through a wastewater and drainage improvement project.

The total project allocation is \$3,289,900. This application is available for review on the City's website (www.schulenburgtx.org). Citizens are welcome to review this application for a 14-day public comment period and provide all public comments to Tami Walker via email at t.walker@schulenburgtx.org or at City offices located at Schulenburg City Hall, 535 N. Main Street, Schulenburg, Texas 78956, during regular business hours.



- LEGEND**
- Proposed Drainage Improvements
 - Proposed Wastewater Improvements
 - City Limits

CITY OF SCHULENBURG
GLO CDBG-MIT MOD PROJECT
BEFCO JOB NO. 20-7729

BEFCO ENGINEERING, INC. (F-2011)
P. O. Box 615
LaGrange, Texas 78945
(979) 968-6474

Schulenburg MIT MOD Application

- Wastewater Improvements (adv labels)
- AoB Wastewater Project (pop. 893)

Tract 970600: BG 3 & 4

- LMI
- Non-LMI

City of Schulenburg: Population 2,899

- City Limits

Fayette County w/LMI and Demographics

- County

Schulenburg -WW line
Linear Feet: 624
Start: 29.68173 -96.91781
Center: 29.68168 -96.91686
End: 29.68183 -96.91604

Tract: 970600
Block Group 3
LMI: 42.8%
Pop: 1006 (50%=503)

-WW line
Linear Feet: 756
Start: 29.68150 -96.91622
Center: 29.68055 -96.91660
End: 29.67952 -96.91672

-WW line
Linear Feet: 1008
Start: 29.67908 -96.91839
Center: 29.67936 -96.91708
End: 29.67950 -96.91564

Tract: 970600
Block Group 4
LMI: 63.1%
Pop: 544 (50%=272)

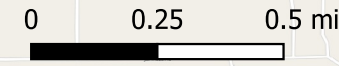
Fayette

Schulenburg

0 0.25 0.5 mi

INSTRUCTIONS AND DATA SOURCE		
Data Source: Most Recent ACS 5-year Est. - Table DP05		
City Applicants: Enter city-wide data as reflected on Table DP05		
County Applicants: Enter census tract data as reflected on Table DP05		
APPLICANT:		Schulenburg - Wastewater
Sex and Age	ENTER DP05 DATA HERE	
Male:	1,272	
Female:	1367	
One Race		
White:	1895	
Black or African American:	390	
American Indian and Alaska Native:	0	
Asian:	39	
Native Hawaiian and Other Pacific Islander:	0	
Some Other Race:	134	
Two or more races:	181	
-White and Black or African American:	12	
-White and American Indian and Alaska Native:	21	
-White and Asian:	0	
-Black or African American and American Indian and Alaska Native:	0	
Hispanic or Latino and Race		
Hispanic or Latino (of any race):	900	
Not Hispanic or Latino:	1739	
-White alone:	1257	
-Black or African American alone:	390	
-American Indian and Alaska Native alone:	0	
-Asian alone:	39	
-Native Hawaiian and Other Pacific Islander alone:	0	
-Some other race alone:	0	
-Two or more races:	53	
Enter Number of Project Beneficiaries:		
		893
Gender of Project Beneficiaries		
Male	430	
Female	463	
Race and Ethnicity of Project Beneficiaries	Hispanic	Non-Hispanic
White	216	425
Black/African American	0	132
American Indian/Alaska Native	0	0
Asian	0	13
Native Hawaiian/Other Pacific Islander	0	0
Some Other Race	45	0
White and Black/African American	3	1
White and American Indian/Alaska Native	5	2
White and Asian	0	0
Black/African American and American Indian/Alaska Native	0	0
Other multi racial	36	15
Total:	893	

County



INSTRUCTIONS AND DATA SOURCE		
Data Source: Most Recent ACS 5-year Est. - Table DP05		
City Applicants: Enter city-wide data as reflected on Table DP05		
County Applicants: Enter census tract data as reflected on Table DP05		
APPLICANT:		Schulenburg - Drainage
Sex and Age	ENTER DP05 DATA HERE	
Male:	1,272	
Female:	1367	
One Race		
White:	1895	
Black or African American:	390	
American Indian and Alaska Native:	0	
Asian:	39	
Native Hawaiian and Other Pacific Islander:	0	
Some Other Race:	134	
Two or more races:	181	
-White and Black or African American:	12	
-White and American Indian and Alaska Native:	21	
-White and Asian:	0	
-Black or African American and American Indian and Alaska Native:	0	
Hispanic or Latino and Race		
Hispanic or Latino (of any race):	900	
Not Hispanic or Latino:	1739	
-White alone:	1257	
-Black or African American alone:	390	
-American Indian and Alaska Native alone:	0	
-Asian alone:	39	
-Native Hawaiian and Other Pacific Islander alone:	0	
-Some other race alone:	0	
-Two or more races:	53	
Enter Number of Project Beneficiaries:		
		2899
Gender of Project Beneficiaries		
Male	1397	
Female	1502	
Race and Ethnicity of Project Beneficiaries	Hispanic	Non-Hispanic
White	702	1381
Black/African American	0	428
American Indian/Alaska Native	0	0
Asian	0	43
Native Hawaiian/Other Pacific Islander	0	0
Some Other Race	147	0
White and Black/African American	9	4
White and American Indian/Alaska Native	16	7
White and Asian	0	0
Black/African American and American Indian/Alaska Native	0	0
Other multi racial	115	47
Total:	2899	